

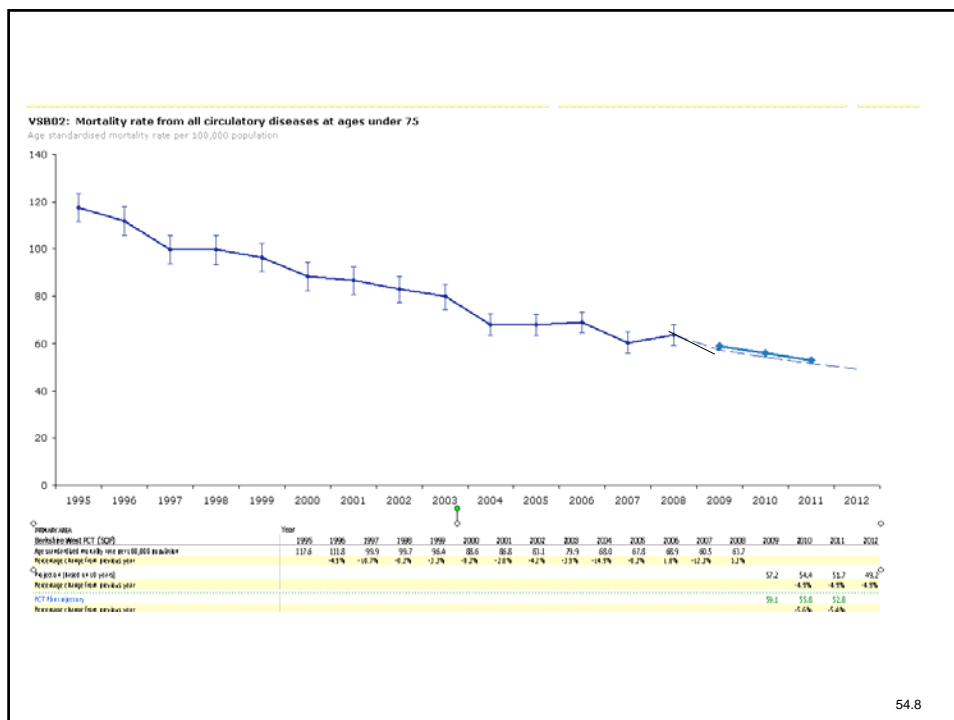
West Berkshire Health Scrutiny Committee January 2011

Jeremy Speed
Public Health Locality Lead –
West Berkshire



National Indicator Monitoring

- NI 121 - Reduction in Mortality Rate from all Circulatory Diseases at ages under 75
- NI 39 - Reduction in the Rate of Alcohol Related Hospital Admissions
- NI 56 Reduction in Obesity Among Primary School Children in Year 6

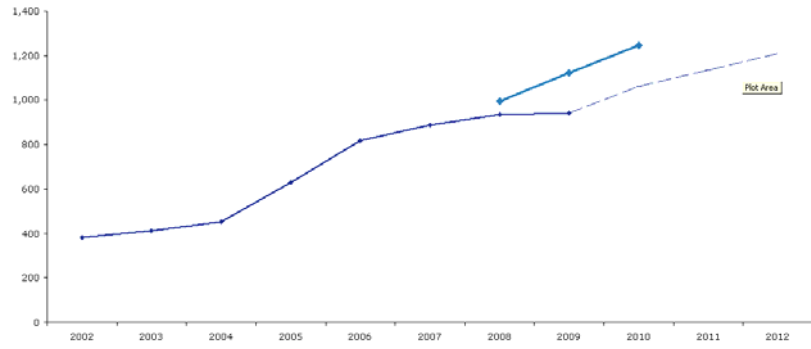


Action Plan Milestone Measures

- Cardiac Rehabilitation
 - 2009/10 11,272 Attendances
- Activity For Health
 - 2009/10 Number of Referrals – 311
 - Q1 and Q2 2010/11 - 137
- Smoking Quitters
 - 2009/10 – 612 Four Week Quits
 - Q1 and Q2 2010/11 - 195 Four Week Quits
- RMW Quitters
- Test Purchasing
 - 2009/10 41 Tests

V8G26: Rate of hospital admissions for alcohol related harm

Rate of hospital admissions for alcohol related harm, per 100,000 population

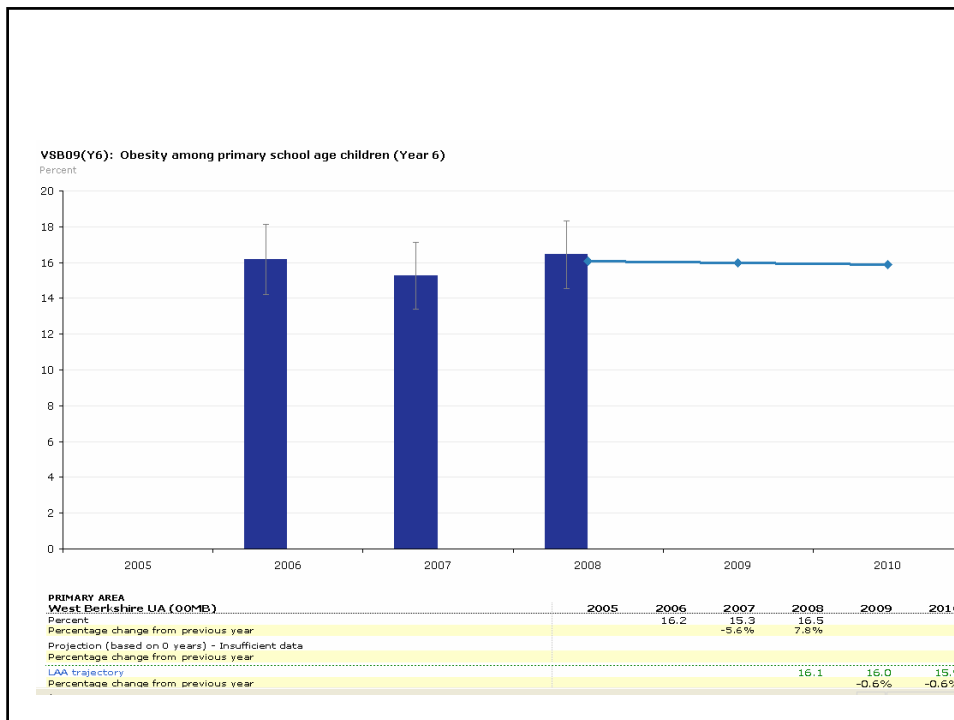


Primary Area	2002	2003	2004	2005	2006	2007	2008	2009	2010	2011	2012
West Berkshire UA (08110)	383.0	411.1	452.4	630.8	816.6	889.0	933.7	940.7			
Rate of hospital admissions for alcohol related harm, per 100,000 population		7.3%	10.0%	27.4%	23.5%	8.3%	5.0%	0.8%			
Percentage change from previous year										1,063.3	1,137.0
Projection (based on 5 years)											1,210.7
Percentage change from previous year										6.9%	6.5%
Percentage change from previous year									995.0	1,122.0	1,245.0
Percentage change from previous year										12.0%	11.1%

Action Plan Milestone Measures

- Alcohol Screens – 2009/10 2235
- 2010/11 Q's 1 and 2 3663

- Tier 2 Attendances – 2009/10 120
- 2010/11 Q's 1 and 2 98



Action Plan Milestone Measures

- **Activ8 Attendances**
 - 2009/10 6160
- **Family to Dinner Primary School Sessions**
 - 2009/10 20
- **Low Income Healthy Eating Sessions**
 - 2009/10 9

Any Questions?